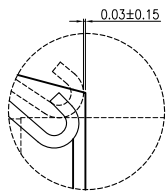
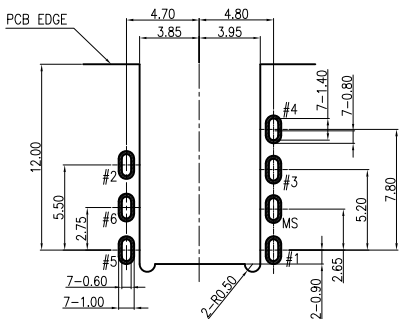
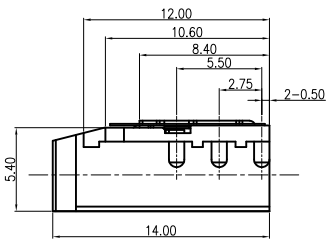
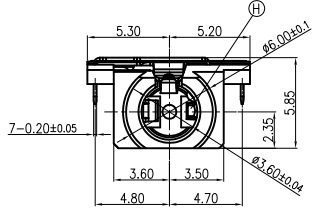
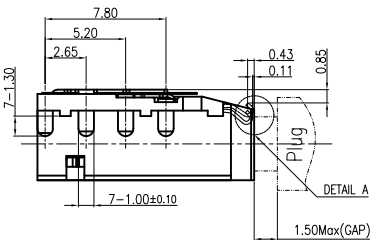


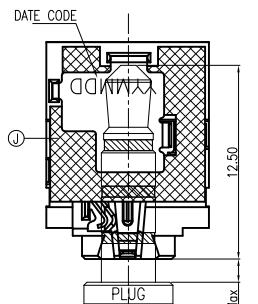
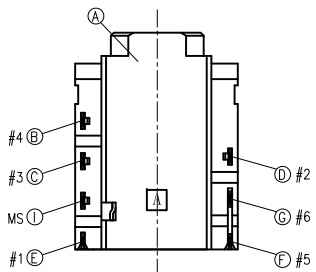
HALOGEN FREE



DETAIL A
SC 4:1



RECOMMENDED P.C.B LAYOUT
TOP VIEW (TOLRANCE:±0.05)

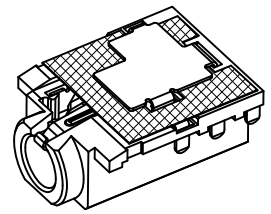


RECOMMENDED PANEL'S ID
TOP VIEW (TOLRANCE:±0.05)

REVISIONS			
REV	DESCRIPTION	DWN	DATE
A	RFQ-17-045	JACK WU	2017-10-17
A	Change shape of Mylar	Kelly Yen	2017-11-08

NOTES:

- MATERIAL: SEE "TABLE 1";
 - FINISH: SEE "TABLE 1";
 - ELECTRICAL:
 - VOLTAGE RATING: 12 VAC RMS;
 - CURRENT RATING: 1 AMP;
 - CONTACT RESISTANCE: 50mΩ Max.(Initial), 100mΩ Max.(After Life test);
 - INSULATION RESISTANCE: 100 MΩ Min., 50mΩ Min.(After Humidity test)
 - WITHSTAND VOLTAGE: 500 VAC RMS 50(60)Hz, 1 minute;
 - MECHANICAL:
 - MATING FORCE: 0.30-3.00Kgf;
 - UNMATING FORCE: 0.30-3.00Kgf;
 - OPERATING LIFE: 5000 CYCLES MIN.;
 - ENVIRONMENTAL:
 - OPERATION: -25°C~+85°C.
 - PART NUMBER:
ADJ-010-1206HX
- CONTACT AREA PLATING ON CONTACTS
G: GOLD FLASH



3D VIEW

TABLE 1:

NO.	PART NAME	QTY	MATERIAL	DESCRIPTION	REMARK
①	MYLAR	1	KAPTON	YELLOW	T=0.08mm
②	SHELL	1	C2680	Ni 60 u" Min.	T=0.20mm
③	SEPARATOR	1	LCP+30%GF UL94V-0	BLACK	
④	MAKE TERNINAL	1	C5210	CONTACT AREA: GF SOLDER AREA: GF, NI 50u" OVER ALL	T=0.20mm
⑤	TRANSFER TERMINAL	1	C5210		T=0.20mm
⑥	TIP SPRING	1	C5210		T=0.20mm
⑦	RING A	1	C5210	CONTACT AREA: GF SOLDER AREA: MATTE TIN 80u" Min. NI 50u" OVER ALL	T=0.20mm
⑧	EARTH	1	C5210		T=0.20mm
⑨	RING B	1	C5210		T=0.20mm
⑩	BODY	1	PA4T+30%GF UL94V-0	BLACK	

GENERAL TOLERANCES (OTHERWISE SPECIFIED)	SCALE NONE	DESIGN UNITS MILIMETER
4 PLS ±		DATE
3 PLS ± 0.10		DRAWN BY Kelly Yen
2 PLS ± 0.20		CHECKED BY
1 PLS ± 0.30		APPROVED BY
ANGLES ± °		DATE
QUALITY SYMBOLS		DRAWING NO. SD-ADJ010-001

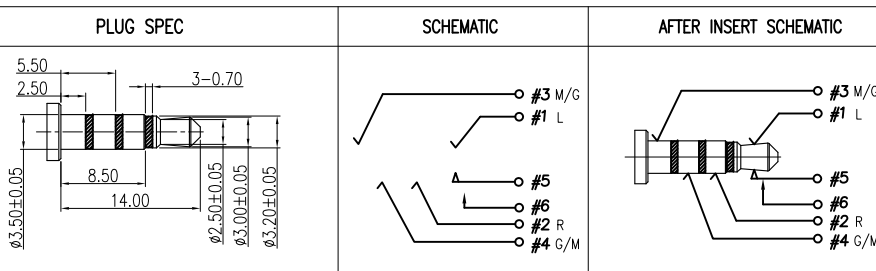


TITLE
3.50mm AUDIO JACK CH=-1.80mm RA DIP TYPE
H=1.70mm

PART NO. ADJ-010-1206HX

THIS DRAWING CONTAINS INFORMATION THAT IS PROPRIETARY TO VITECK CORP., LTD AND SHOULD NOT BE USED WITHOUT WRITTEN PERMISSION

THIRD ANGLE PROJECTION	DWG REV. B	SHEET NO. 1 OF 1	SIZE
------------------------	------------	------------------	------



7

6

5

4

3

2

1

E

D

C

B

A

7

6

5

4

3

2

1

E

D

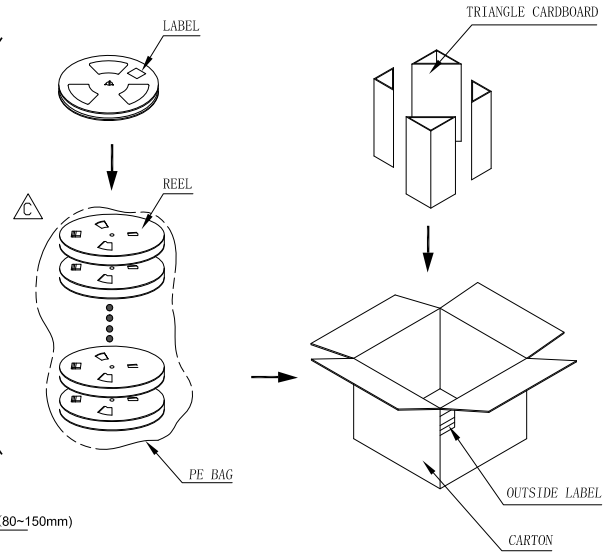
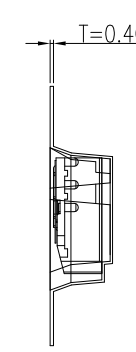
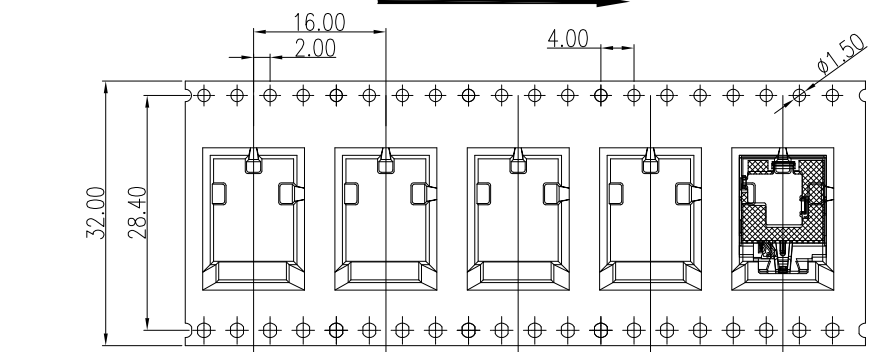
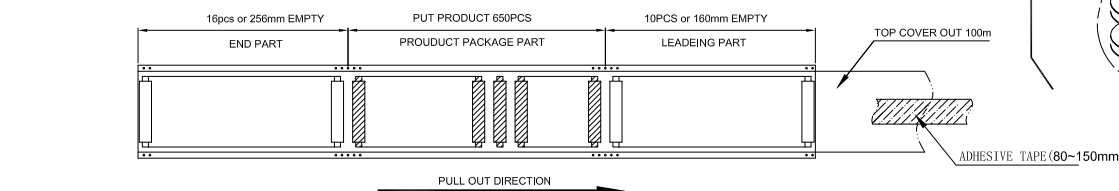
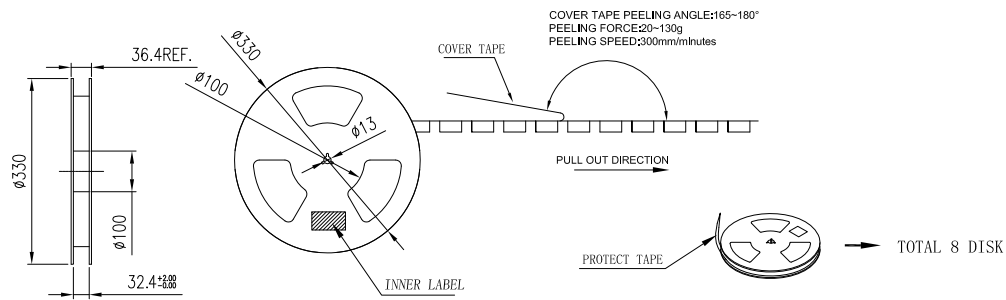
C

B

A

HALOGEN FREE

REVISIONS			
REV	DESCRIPTION	DWN	DATE
B	Update new body	Kelly Yen	2017-11-09
C	CHANGE PACKAGING METHODD	ALDO	2018-05-15



- NOTES:
- Material requirements:
 - The carton material requirements for the k=A, Dimension is 350*340*310mm;
 - Reel materials for PS: size reel for 330*36.4.
 - Packaging requirements:
 - The tape into the packing machine, before the empty 16PCS, after the release of the product 650PCS, then the empty 10PCS or 160mm length of stay;
 - Top cover should out 100mm of the carrier tape. After winding, using adhesive tape (80~150mm) to stick the leader of cover tap on the side of the carrier tape;
 - Winding a protect tape arround the reel, then stick it by adhesive tape;
 - Label should paste in the designated area of the reel;
 - Put a dryer and a packed reel in the vacuum bag and make the vacuum process;
 - The tired folded 8 disks in the carton total 5200pcs;
 - Packed finished packing sealing, and in the outer carton label

GENERAL TOLERANCES (OTHERWISE SPECIFIED)	SCALE NONE	DESIGN UNITS MILIMETER	
4 PLS ±	DRAWN BY Kelly Yen	DATE 2017-11-09	
3 PLS ± 0.10	CHECKED BY	DATE	PART NO. ADJ-010-1206HX
2 PLS ± 0.20	APPROVED BY	DATE	
1 PLS ± 0.30	DRAWING NO. PK-ADJ010-001		
ANGLES ± °	THIS DRAWING CONTAINS INFORMATION THAT IS PROPRIETARY TO VITECK CORP, LTD AND SHOULD NOT BE USED WITHOUT WRITTEN PERMISSION		THIRD ANGLE PROJECTION
QUALITY SYMBOLS ▽=0	DWG REV. C	SHEET NO. 1 OF 1	SIZE